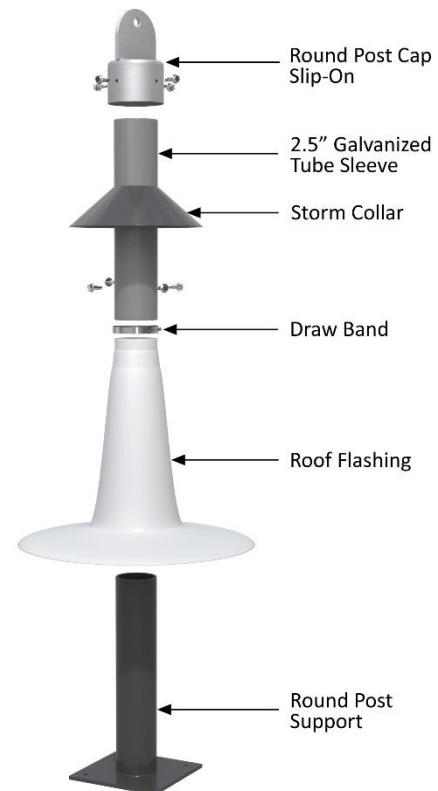



Round Post Roof Attachment System

Description:





RoofScreen's Round Post Roof Attachment System provides a watertight structural mounting point for multiple uses on commercial rooftops. It is designed primarily for equipment screen walls however, it is also useful for any kind of framing or equipment mounted to a roof. The system features a telescoping sleeve to allow height adjustment, accommodating any insulation thickness.







Application:

This attachment system is designed for commercial roof structures and is suitable for mounting equipment screens, equipment platforms, roof walkways and crossovers, solar arrays or any other type of rooftop structure that needs to be heavy-duty and watertight. The Post Supports are fastened to the roof structural members through pre-punched holes in the plate using lag screws, self-drilling tek screws, concrete anchors or through-bolts.

Standard roof pipe flashings are used for waterproofing, using the industry-standard caulk and band method of sealing the flashing to the post. Caulking is applied between the flashing and the steel tube, then clamped with the worm drive draw band. Caulking is applied around the top of the flashing for added protection. To protect the caulking from weather, a tight-fitting EPDM rubber storm collar is fitted over the steel tube above the clamped connection.

Components	
<p>Post Cap Slip-On: Formed from AISI Type 304 stainless steel with mill finish.</p>	
<p>Round Post Support: Tube: Carbon steel 40ksi to 55ksi (ASTM A500) shop primed. Height: 12". Base Plate: Steel (ASTM A36) shop primed.</p> <p>Note: Typical dimensions are illustrated in this sketch. Custom dimensions are provided as necessary to meet project requirements.</p>	
<p>Adjustable Sleeve: Material: 2.5" O.D. 11ga steel (ASTM 500) Finish: Special triple coat galvanized coating Length: Unlimited – cut to fit.</p>	
<p>Round Flashings: RoofScreen Mfg. can supply the appropriate flashing or they may be sourced elsewhere. Flashings available from RoofScreen are 12" tall and can be supplied in TPO, 4lb Lead or PVC.</p>	

Components	
<p>Storm Collar: RoofScreen Mfg. can supply the flexible storm collars or they may be sourced elsewhere. Storm Collars available from RoofScreen are EPDM material.</p>	
<p>Draw Band: RoofScreen Mfg. can supply the draw bands or they may be sourced elsewhere. Draw Bands available from RoofScreen are Stainless Steel.</p>	
<p>Tek5 SDS Pan Head Screw: Used for fastening Tube Sleeves to Post Supports. Length: 1 1/4" Screw Size: #12-24 Material: Carbon steel with premium coating. Head: .10" thick pan – square drive.</p>	
<p>Tek3 SDS with Sealing Washer: Used for fastening the Slip On Round Post Cap to 2.5" tubing. Length: 1" Screw Size: #12-14 Material: Carbon steel with premium coating. Head: 5/16" HWH.</p>	

Installation:

Post Supports should be mounted directly to the structural members in the roof framing. To prevent condensation, the inside of the Post Supports should be filled with unfaced batt insulation. If a thermal barrier is required at the roof connection, a layer of self-adhering ice and water shield material should be applied under the Post Supports. Spacing between posts, fastener quantity and fastener type will be specified in the project engineering calculations.

The next step is to install the Sleeve Tube and fasten it to the Post Support at the desired height. Flashings should be installed next and integrated into the roofing system by a professional roofing contractor. The flashings should also be sealed to the Sleeve Tube with caulking, Draw Band and Storm Collar. Finally, the Slip-On Caps are installed and fastened to the tube using Tek3 screws with sealing washers to finish the assembly.

Warranty:

When RoofScreen provides project design and engineering calculations, a 20 year limited warranty is included.